



# Sign up for important updates from M. Johnson.

Get information for **24-25 AP US History** right on your phone—not on handouts.

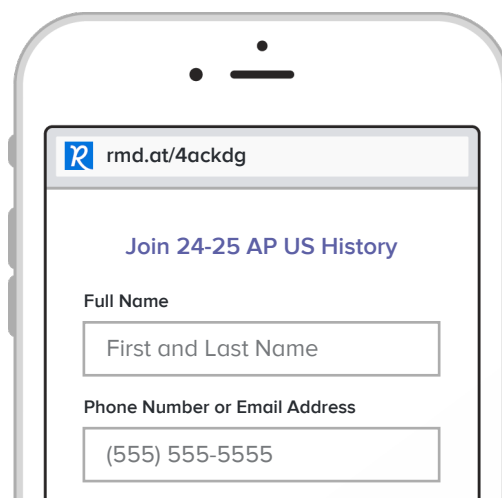
Pick a way to receive messages for **24-25 AP US History**:

**A** If you have a smartphone, get push notifications.

On your iPhone or Android phone, open your web browser and go to the following link:

[rmd.at/4ackdg](https://rmd.at/4ackdg)

Follow the instructions to sign up for Remind. You'll be prompted to download the mobile app.



**B** If you don't have a smartphone, get text notifications.

Text the message **@4ackdg** to the number **81010**.

If you're having trouble with **81010**, try texting **@4ackdg** to **(469) 804-8093**.

*\* Standard text message rates apply.*



Don't have a mobile phone? Go to [rmd.at/4ackdg](https://rmd.at/4ackdg) on a desktop computer to sign up for email notifications.

# AP US History “Fun-in-the-Summertime” Assignment

I am so glad that you have signed up for Advanced Placement U.S. History! It is a challenging, yet fun, experience that I know you will find worthwhile. Due to the tremendous amount of information covered in this course throughout the year, it is necessary to get some work done for class over the summer. Please complete the following assignment before you return in September.

## I WANT YOU!



## for AP U.S. HISTORY ENLIST NOW

1. **Purchase TWO 5-subject Notebooks for class.** One of these will serve as your “In-Class” Notebook and the other will serve as your “Reading” Notebook. Let me know if you need a Notebook as I can get you squared away.

2. **Bookmark Mr. Johnson’s website on your device(s):**

<https://sites.google.com/view/nchshistorycentral/nchs-historycentral>

3. **Read Chapters 2 & 3 of your Textbook and take Cornell notes:**


Check out your textbook for next year from Mrs. Lind in the Bookroom OR e-mail Mr. Johnson for the pdf OR access the pdf at the website.

Read Chapters 2-3 in your textbook America’s History and take Cornell Notes as you read; use the attached example as a guideline for notes and the appropriate revisions. Make sure that the topics on the attached page are adequately noted. Any format for notes including

outlines are acceptable in the right-hand column. Please see the class website address from above for some help with the CNotes. ***\*\*\*Please record your Cornell notes in your “Reading” Notebook. You can continue taking notes on all of the chapters through Chapter 30 if you would like to get a jumpstart.***

4. Sign up for Mr. Johnson’s APUSH Remind. Follow the instructions on the sheet provided.

If you have questions about any portion of this assignment, feel free to e-mail me (I will be checking e-mail regularly throughout the summer). Please note that this assignment has been posted to Mr. Johnson’s website and is available on the NC summer assignment page as well. Finally, I hope that you enjoy a relaxing and fun-filled summer; I look forward to seeing you in September and working with you throughout the next school year.




Sincerely,

Mr. Johnson  
(matthewj@spokaneschools.org)

**Key Topics:** These are the “biggy” concepts so make sure that your notes detail these ideas.

## **Chapter 2: American Experiments (40-71)**

- chattel slavery
- encomienda
- Columbian Exchange
- mercantilism
- House of Burgesses
- royal colony
- headright system
- indentured servitude
- Pilgrims
- Puritans
- joint-stock corporation
- predestination
- town meeting
- Phillip II
- Francis Drake
- Lord Baltimore
- John Winthrop
- Roger Williams
- Anne Hutchinson
- Metacom (King Philip)



## **Chapter 3: The British Atlantic World (80-111)**

- proprietorship
- Quakers
- Navigation Acts
- Dominion of New England
- Glorious Revolution
- South Atlantic System (Triangular Trade)
- Middle Passage
- Stono Rebellion
- salutary neglect
- patronage
- William Penn
- Edmund Andros
- John Locke

<p><b>Questions: (Do these SECOND; your notes should answer the question!)</b></p>	<p>Ben Franklin Chapter 2: “American Experiments” (40-72)                  APUSH, Period 1                  September 4, 1776</p> <p><b>Essential Question (Use the “Identify the Big Idea” at the beginning of the chapter!)</b></p> <p>Essential Question: In what ways did European migrants transfer patterns and institutions to their colonies in the Americas and in what ways did they create new American worlds? How did Native Americans adapt to the growing presence of Europeans among them?</p> <p><b>Notes: (Do these FIRST for the whole chapter!)</b></p>
<p>Why did European colonization occur?</p>	<p>European colonization in the Americas was a result of Spanish conquest                  -Aztecs and Incas</p>
	<p>Spanish monarchs transferred European systems to the New World</p> <ol style="list-style-type: none"> <li>1. municipal councils</li> <li>2. legal codes</li> <li>3. Catholic church</li> </ol>
<p>What was the “Columbian Exchange”?</p>	<p>Spanish conquest led to “Columbian Exchange”                  -intercontinental movement of plants, animals, and diseases</p>
	<p>Spanish dominance also led to competition with other Europeans</p> <ol style="list-style-type: none"> <li>1. Dutch</li> <li>2. English</li> </ol>
<p>What were the outcomes of the encomiendas?</p>	<p><b>“A New World”</b></p> <p>Encomiendas: grants to conquistadors (Pizarro and Cortes) that allowed them to claim tribute in labor and goods from Indian communities                  =prominent men controlled vast resources and Indian labor</p>

**Summary (Do this LAST!):** Write a ½ page summary (8-10 “action-packed” sentences) after you have completed the Notes and Questions. Your Summary should answer your Essential Question which is an over-arching question about the chapter and what is presented in your Notes.